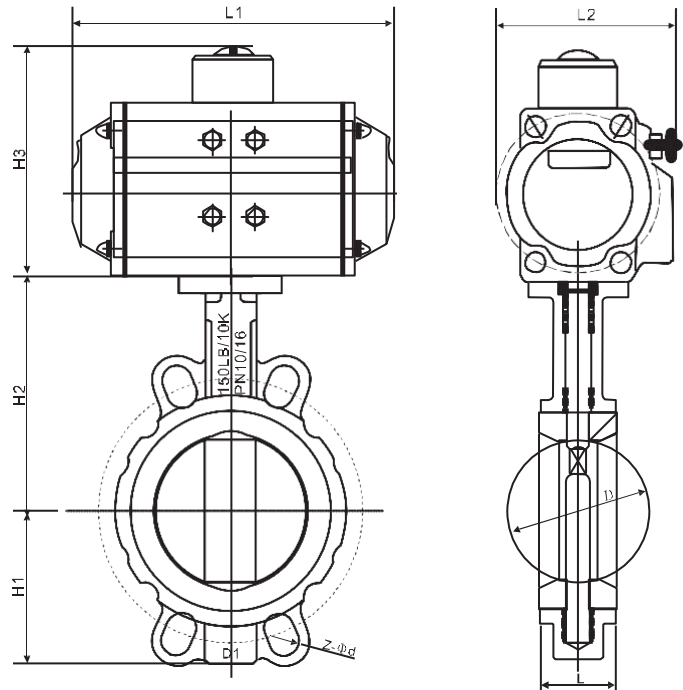


OICOMP
SOLUCIONES INDUSTRIALES

Butterfly Valve Series



Pneumatic butterfly valve



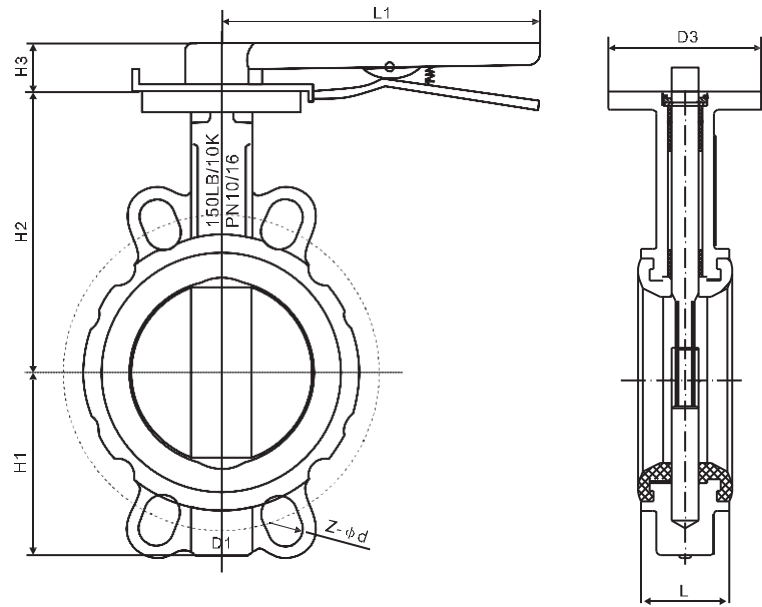
Main dimensions

DN (mm)	L	L1	L2	D	PN1.0		PN1.6		150lb		10K		D3 法兰号 Flange No.	H1	H2	H3
					D1	Z-φd	D1	Z-φd	D1	Z-φd	D1	Z-φd				
50	42	184	83	52.9	125	4-19	125	4-23	120.6	4-19	120	4-19	F05	73	125	120
65	44.7	184	83	64.5	145	4-19	145	4-23	139.7	4-19	140	4-19	F05	82	136	120
80	45.2	184	83	78.8	160	8-19	160	8-20	152.4	4-19	150	8-19	F05	91	142	120
100	52.1	204	103	104	180	8-19	180	4-23	190.5	8-19	175	8-19	F07	104	163	129
125	54.4	204	103	123.3	210	8-19	210	4-23	215.9	8-22	210	8-23	F07	127	176	129
150	55.8	244	103	155.6	240	8-23	240	4-25	241.3	8-22	240	8-23	F07	138	197	129
200	60.6	268	122	202.5	295	8-23	295	4-25	298.5	8-22	290	12-23	F10	170	230	153
250	65.6	268	122	250.5	350	12-23	355	4-28	362	12-25	355	12-25	F10	204	261	153
300	77	301	143	301.6	400	12-23	410	4-28	432	12-25	400	16-25	F10/12	241	294	175
350	76.5	301	143	333.3	460	16-23	470	4-30	476	12-29	445	16-25	F10/12	263	335	175
400	86.5	525	206	389.6	515	16-28	525	4-30	540	16-29	510	16-27	F14/16	309	400	260
450	105.6	525	206	440.5	565	20-28	585	4-30	578	16-32	565	20-27	F14/16	328	420	260
500	132	532	226	491.6	620	20-28	650	4-33	635	20-32	620	20-27	F14/16	361	480	285
600	152	602	260	592.5	725	20-31	770	4-36	749.5	20-35	730	24-32	F16	459	560	319
700	163			695	840	24-31	840	24-36	864	28-35	840	24-33	F25	520	624	
800	188			794.7	950	24-34	950	24-39	978	28-41	950	28-33	F25	590	680	
900	203			864.7	1050	28-34	1050	28-39	1086	32-41	1050	28-33	F25	656	720	
1000	216			965	1160	28-37	1170	28-42	1200	36-41	1160	28-39	F25	720	800	
1200	276			1158	1380	32-40	1390	28-49	1422	44-41	1380	32-39	F30	844	941	

注 如用户需要其他尺寸和材质的蝶阀 订货时请注明。
Note: If the user needs other sizes and materials of butterfly valves, please specify when ordering.

W

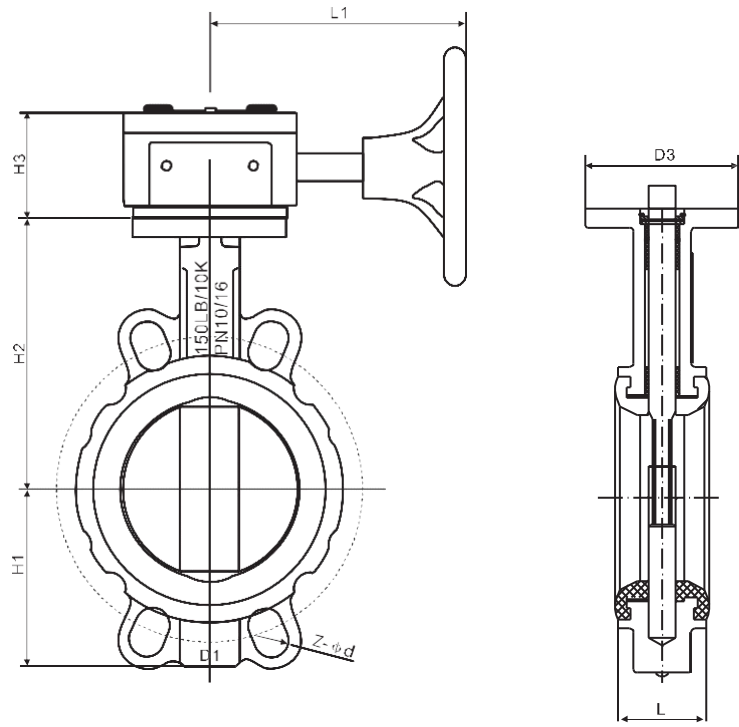
wafer butterfly valve



Main dimensions

DN (mm)	L	L1	D	PN1.0		PN1.6		150Lb		10K		D3 法兰号 Flange No.	H1	H2	H3
				D1	Z-φd	D1	Z-φd	D1	Z-φd	D1	Z-φd				
50	42	220	52.9	125	4-23	125	4-23	120.6	4-19	120	4-19	F05	70	126	32
65	44.7	220	64.5	145	4-23	145	4-23	139.7	4-19	140	4-19	F05	77	137	32
80	45.2	255	78.8	160	8-20	160	8-20	152.4	4-19	150	8-19	F05	92	143	32
100	52.1	255	104	180	4-23	180	4-23	190.5	8-19	175	8-19	F07	105	164	32
125	54.4	290	123.3	210	4-23	210	4-23	215.9	8-22	210	8-23	F07	120	177	32
150	55.8	290	155.6	240	4-25	240	4-25	241.3	8-22	240	8-23	F07	134	198	32
200	60.6	340	202.5	295	4-25	295	4-25	298.5	8-22	290	12-23	F10	171	231	45

注 如用户需要其他尺寸和材质的蝶阀 订货时请注明。
 Note: If the user needs other sizes and materials of butterfly valves, please specify when ordering.

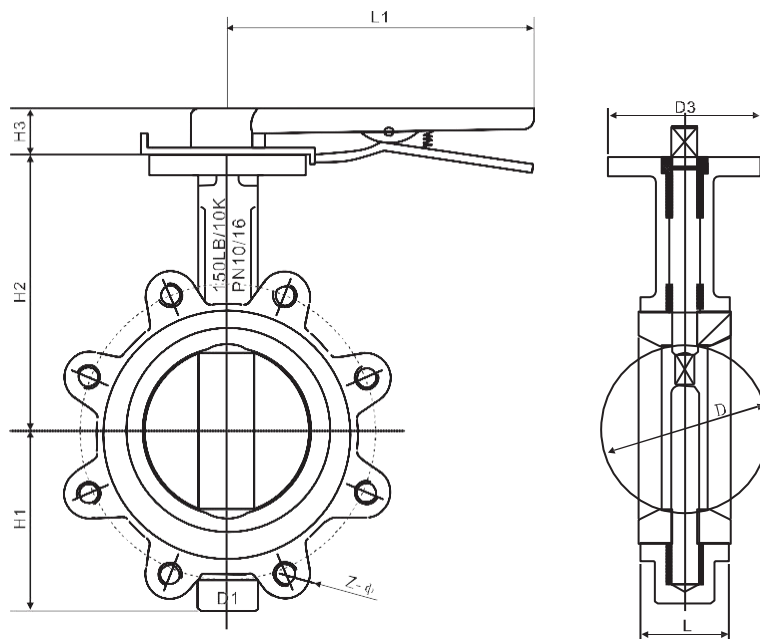


Main dimensions

DN (mm)	L	L1	D	PN1.0		PN1.6		150lb		10K		D3 法兰号 Flange No.	H1	H2	H3
				D1	Z-φd	D1	Z-φd	D1	Z-φd	D1	Z-φd				
50	42	160	52.9	125	4-19	125	4-23	120.6	4-19	120	4-19	F05	73	125	60
65	44.7	160	64.5	145	4-19	145	4-23	139.7	4-19	140	4-19	F05	82	136	60
80	45.2	160	78.8	160	8-19	160	8-20	152.4	4-19	150	8-19	F05	91	142	60
100	52.1	160	104	180	8-19	180	4-23	190.5	8-19	175	8-19	F07	104	163	60
125	54.4	160	123.3	210	8-19	210	4-23	215.9	8-22	210	8-23	F07	127	176	60
150	55.8	160	155.6	240	8-23	240	4-25	241.3	8-22	240	8-23	F07	138	197	60
200	60.6	210	202.5	295	8-23	295	4-25	298.5	8-22	290	12-23	F10	170	230	72
250	65.6	210	250.5	350	12-23	355	4-28	362	12-25	355	12-25	F10	204	261	72
300	77	210	301.6	400	12-23	410	4-28	432	12-25	400	16-25	F10/12	241	294	75
350	76.5	210	333.3	460	16-23	470	4-30	476	12-29	445	16-25	F10/12	263	335	75
400	86.5	320	389.6	515	16-28	525	4-30	540	16-29	510	16-27	F14/16	309	400	126
450	105.6	320	440.5	565	20-28	585	4-30	578	16-32	565	20-27	F14/16	328	420	126
500	132	320	491.6	620	20-28	650	4-33	635	20-32	620	20-27	F14/16	361	480	126
600	152	340	592.5	725	20-31	770	4-36	749.5	20-35	730	24-32	F16	459	560	127
700	163	380	695	840	24-31	840	24-36	864	28-35	840	24-33	F25	520	624	167
800	188	380	794.7	950	24-34	950	24-39	978	28-41	950	28-33	F25	590	680	167
900	203	400	864.7	1050	28-34	1050	28-39	1086	32-41	1050	28-33	F25	656	720	193
1000	216	400	965	1160	28-37	1170	28-42	1200	36-41	1160	28-39	F25	720	800	193
1200	276	450	1158	1380	32-40	1390	28-49	1422	44-41	1380	32-39	F30	844	941	

注 如用户需要其他尺寸和材质的蝶阀 订货时请注明。
 Note: If the user needs other sizes and materials of butterfly valves, please specify when ordering.

Lug type



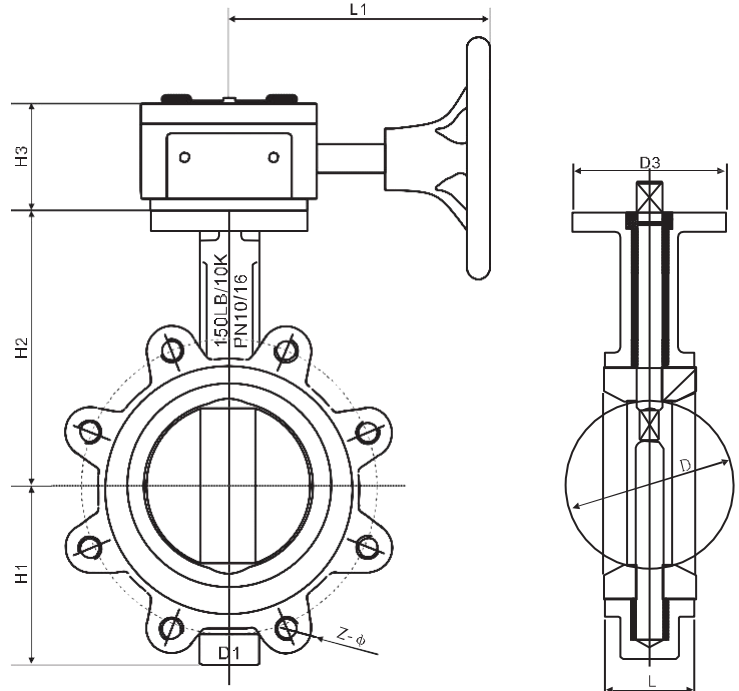
主要尺寸表 Main dimensions

DN (mm)	L	L1	D	PN1.0		PN1.6		150Lb		10K		D3 法兰号 Flange No.	H1	H2	H3
				D1	Z-φ	D1	Z-φ	D1	Z-φ	D1	Z-φ				
50	42	220	52.9	125	4-M16	125	4-M16	120.6	4-5/8"	120	4-M16	F05	73	125	32
65	44.7	220	64.5	145	4-M16	145	4-M16	139.7	4-5/8"	140	4-M16	F05	82	136	32
80	45.2	255	78.8	160	8-M16	160	8-M16	152.4	4-5/8"	150	8-M16	F05	91	142	32
100	52.1	255	104	180	8-M16	180	8-M16	190.5	8-5/8"	175	8-M16	F07	104	163	32
125	54.4	290	123.3	210	8-M16	210	8-M16	215.9	8-3/4"	210	8-M20	F07	127	176	32
150	55.8	290	155.6	240	8-M20	240	8-M20	241.3	8-3/4"	240	8-M20	F07	138	197	32
200	60.6	340	202.5	295	8-M20	295	8-M20	298.5	8-3/4"	290	12-M20	F10	170	230	45

注 如用户需要其他尺寸和材质的蝶阀 订货时请注明。

Note: If the user needs other sizes and materials of butterfly valves, please specify when ordering.

Lug type butterfly valve



主要尺寸表 Main dimensions

DN (mm)	L	L1	D	PN1.0		PN1.6		150Lb		10K		D3 法兰号 Flange No.	H1	H2	H3
				D1	Z-φ	D1	Z-φ	D1	Z-φ	D1	Z-φ				
50	42	160	52.9	125	4-M16	125	4-M16	120.6	4-5/8"	120	4-M16	F05	73	125	60
65	44.7	160	64.5	145	4-M16	145	4-M16	139.7	4-5/8"	140	4-M16	F05	82	136	60
80	45.2	160	78.8	160	8-M16	160	8-M16	152.4	4-5/8"	150	8-M16	F05	91	142	60
100	52.1	160	104	180	8-M16	180	8-M16	190.5	8-5/8"	175	8-M16	F07	104	163	60
125	54.4	160	123.3	210	8-M16	210	8-M16	215.9	8-3/4"	210	8-M20	F07	127	176	60
150	55.8	160	155.6	240	8-M20	240	8-M20	241.3	8-3/4"	240	8-M20	F07	138	197	60
200	60.6	210	202.5	295	8-M20	295	8-M20	298.5	8-3/4"	290	12-M20	F10	170	230	72
250	65.6	210	250.5	350	12-M20	355	12-M24	362	12-7/8"	355	12-M22	F10	204	261	72
300	77	210	301.6	400	12-M20	410	12-M24	432	12-7/8"	400	16-M22	F10/12	241	294	75
350	76.5	210	333.3	460	16-M20	470	16-M24	476	12-1"	445	16-M22	F10/12	263	335	75
400	86.5	320	389.6	515	16-M24	525	16-M27	540	16-1"	510	16-M24	F14/16	309	400	126
450	105.6	320	440.5	565	20-M24	585	20-M27	578	16-11/8"	565	20-M24	F14/16	328	420	126
500	132	320	491.6	620	20-M24	650	20-M30	635	20-11/8"	620	20-M24	F14/16	361	480	126
600	152	340	592.5	725	20-M27	770	20-M33	749.5	20-11/4"	730	24-M30	F16	459	560	127
700	163	380	695	840	24-M27	840	24-M33	864	28-11/4"	840	24-M30	F25	520	624	167
800	188	380	794.7	950	24-M30	950	24-M36	978	28-11/2"	950	28-M30	F25	590	680	167
900	203	400	864.7	1050	28-M30	1050	24-M30	1086	32-11/2"	1050	28-M30	F25	656	720	193
1000	216	400	965	1160	28-M33	1170	28-M36	1200	36-11/2"	1160	28-M36	F25	720	800	193
1200	276	450	1158	1380	32-M36	1390	28-M39	1422	44-11/2"	1380	32-M36	F30	844	941	